
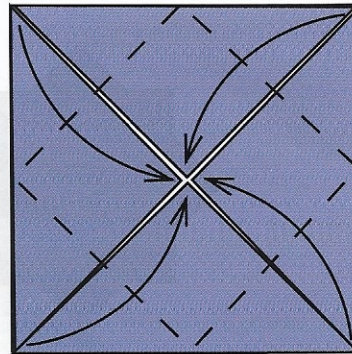
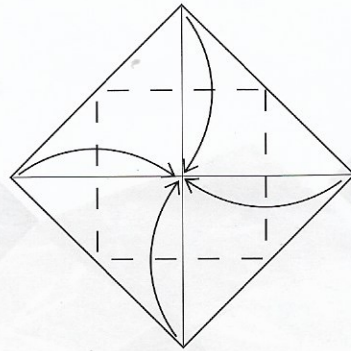
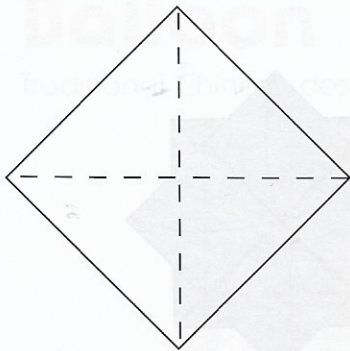


Lotus

Traditional design

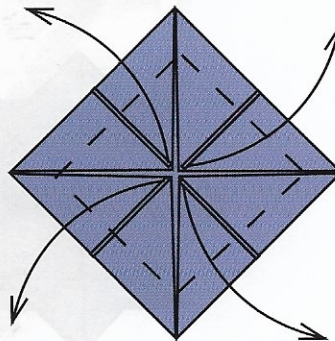
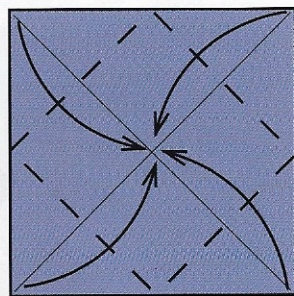
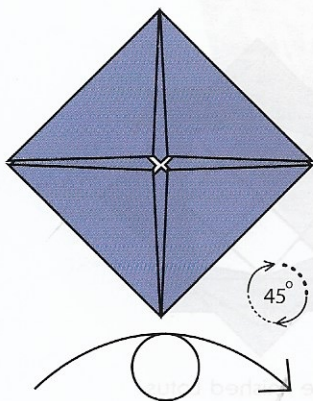




1. Begin with desired predominate color or pattern side down. Fold in half, corner to corner, both ways and unfold.

2. Fold all four corners to the center.


3. Fold all four corners to the center.



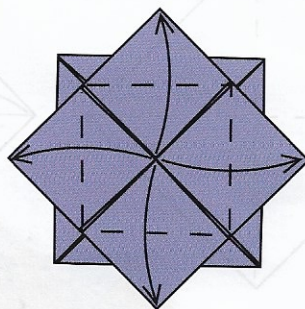
4. Turn over and rotate 45 degrees.

5. Fold all four corners to the center.

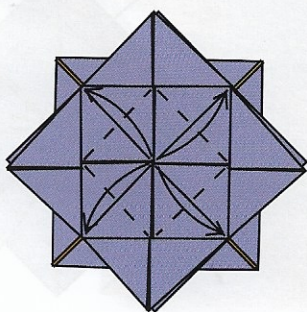
6. Fold out each corner, part way, to form an 8-pointed star.




7. Turn over.



8. Fold out each corner.



9. Fold out each corner.



10. The finished Lotus.